

Route Types

Frequent  1

Trunk routes run earlier, later and more often along major streets.

Standard  41 51

Routes connect urban and suburban areas to transit centers, typically every 30-60 minutes (see schedules).

Express  400

Faster and more direct AM/PM service connects major destinations with fewer intermediate stops.








Seasonal  101 102

Local service only operates for a few months every year.

Tacoma Link Light Rail 

Service operated by Sound Transit runs approximately every 12 minutes through downtown Tacoma.

Pierce Transit SYSTEM MAP

-  Transit Center
-  Park and Ride
-  Sounder Train Station
-  Ferry
-  Pierce Transit Service Area
-  Joint Base Lewis-McChord
-  Shopping Center
-  Park
-  Water Body

Ready to plan your trip? Visit:
TripPlanner.PierceTransit.org



DOWNTOWN TACOMA (not to scale)

