


Operators and Journey Level Mechanics participate in the Rodeo in separate competitions that showcase their skills in safe driving and vehicle maintenance. The Rodeo fosters teamwork and camaraderie, and provides an avenue for invaluable networking between transit agencies.

The Operator competition includes events such as pre-trip inspection, judgment stops, turning, and clearing obstacles with extreme levels of precision while providing a passenger-friendly, professional service. The Maintenance competition involves a comprehensive written test and requires advanced troubleshooting skills in the identification of defects in typically 7 different events to include vehicle inspection, brakes, powertrain, multiplexing, HVAC and doors. Winners advance to State and International competitions held at the annual Washington State Public Transportation Conference and at the American Public Transportation Association (APTA) Bus & Paratransit Conference.

Congratulations to the following winners!
Coach Masters 1st Place – [Brentt Mackie](#)
Van Masters 1st Place – [Gunther Yaconetti](#)

The Maintenance Team competes at the State and International competitions. The Pierce Transit team consists of Andy Simonsen, Matt Behm, and Robert Johnson.

Many thanks to all our employees who worked so hard to ensure the success of this year's Rodeo!



FINANCIAL REPORT

September 2015



CURRENT STATUS

Revenues and expenditures are in line with the budget.

FORECAST

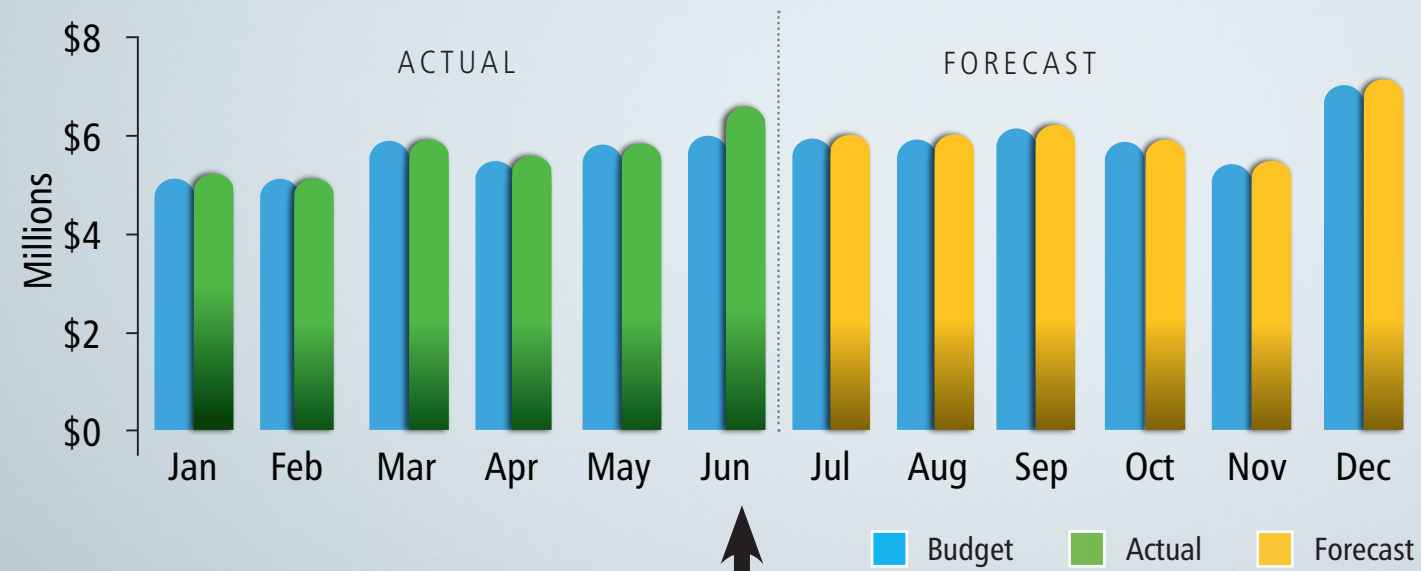
2015 sales tax collections are projected to be 3.1% above Budget and 7.6% above 2014 actual collections and continue to support current service levels.

UNCERTAINTIES

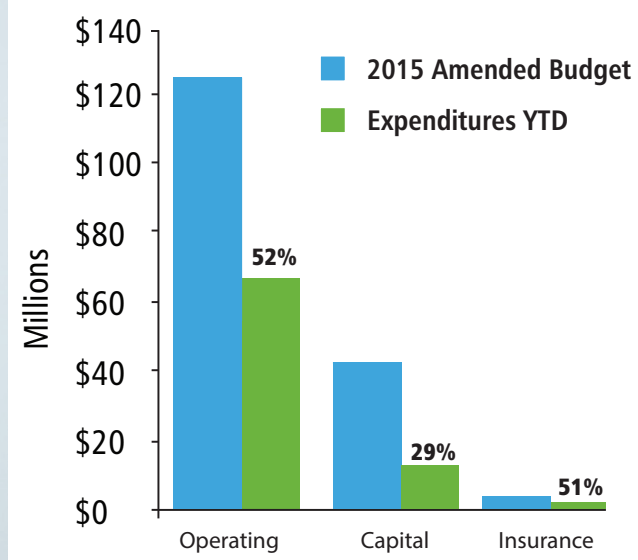
Continued economic growth, sale of property, and settlement of the labor contract are uncertain.

Sales Tax Collections through June 2015

The chart shows actual sales tax through June compared to the budgeted and forecasted collections for the remainder of the year. Collections are only shown through June because of the two month lag in payment from the State of Washington Department of Revenue.



Agency Expenditures through July 2015



July is 58% of the Fiscal Year

- Operating Fund 52% expended
- Capital Fund 29% expended
- Insurance Fund 51% expended