

WEEKDAYS

Olympia & Lacey to Tacoma

| | | | | | | | | |
|---------------|---|----------|---|---------------------------|---------------------|-----------------------|------------------------------------|---------------------------------------|
| Route Number: | T Olympia Transit Center/Bay M | | T Lacey Transit Center / Bay L | Martin Way Park & Ride | Lakewood Station | SR 512 Park & Ride | T Tacoma Dome Station | T Tacoma 10th & Commerce |
| | 1 | 2 | 3 | 4 | 5 | 6 | 8 | 9 |

| | | | | | | | | |
|------------|--------------|--------------|--------------|-------|---------------|---------------|--------------|-------------|
| 605 | — | — | — | 5:15 | 5:37* | 5:40* | 5:55* | 6:05 |
| 605 | — | — | — | 5:40 | 6:02* | 6:05* | 6:20* | 6:30 |
| 605 | 5:40 | 5:44 | 5:55 | 6:00 | 6:27* | 6:30* | — | 6:50 |
| 605 | 6:10 | 6:14 | 6:25 | 6:30 | 6:57* | 7:00* | — | 7:20 |
| 605 | 6:30 | 6:34 | 6:45 | 6:50 | 7:17* | 7:20* | — | 7:40 |
| 605 | 7:35 | 7:39 | 7:50 | 7:55 | 8:22* | 8:25* | — | 8:45 |
| 605 | 9:00 | 9:04 | 9:15 | 9:20 | 9:47* | 9:50* | — | 10:10 |
| 605 | 10:30 | 10:34 | 10:45 | 10:50 | 11:17* | 11:20* | — | 11:40 |
| 603 | 12:00 | 12:05 | — | — | 12:42* | 12:45* | 1:00* | 1:10 |
| 603 | 1:30 | 1:35 | — | — | 2:12* | 2:15* | 2:30* | 2:40 |
| 603 | 3:00 | 3:05 | — | — | 3:42* | 3:45* | 4:00* | 4:10 |
| 603 | 4:05 | 4:10 | — | — | 4:57* | 5:00* | 5:15* | 5:25 |
| 612 | 4:15 | 4:20 | 4:35+ | — | 5:12* | 5:15* | 5:30* | 5:40 |
| 603 | 4:35 | 4:40 | — | — | 5:27* | 5:30* | 5:45* | 5:55 |
| 603 | 5:05 | 5:10 | — | — | 5:57* | 6:00* | 6:15* | 6:25 |
| 603 | 5:35 | 5:40 | — | — | 6:17* | 6:20* | 6:35* | 6:45 |
| 603 | 6:30 | 6:35 | — | — | 7:12* | 7:15* | 7:30* | 7:40 |
| 603 | 7:30 | 7:35 | — | — | 8:07* | 8:10* | 8:25* | 8:35 |

▶ * These are estimated times. Arrival times may vary slightly depending on traffic conditions. Buses will proceed on arrival to the next timepoint. This may be before the time shown on our schedule.

▶ + This trip serves Woodland Square.

T Transfer Station

See Express maps on page 98 & 99

WEEKDAYS

Tacoma to Olympia & Lacey

| | | | | | | | | |
|---------------|---|------------------------------------|-----------------------|---------------------|---------------------------|---|-------------------|---|
| Route Number: | T Tacoma 10th & Commerce (Zone D) | T Tacoma Dome Station | SR 512 Park & Ride | Lakewood Station | Martin Way Park & Ride | T Lacey Transit Center / Bay L | Capitol & 11th | T Olympia Transit Center/Bay M |
| | 9 | 8 | 6 | 5 | 4 | 3 | 2 | 1 |

| | | | | | | | | |
|------------|-------------|--------------|--------------|--------------|--------------|--------------|--------------|--------------|
| 603 | 6:10 | 6:17 | 6:35 | 6:37 | — | — | 7:15* | 7:20 |
| 603 | 6:45 | 6:52 | 7:10 | 7:12 | — | — | 7:50* | 7:55 |
| 612 | 6:50 | 6:57 | 7:15 | 7:17+ | — | 7:48* | — | — |
| 603 | 7:05 | 7:12 | 7:30 | 7:32 | — | — | 8:10* | 8:15 |
| 603 | 7:35 | 7:42 | 8:00 | 8:02 | — | — | 8:40* | 8:45 |
| 603 | 8:05 | 8:12 | 8:30 | 8:32 | — | — | 9:10* | 9:15 |
| 603 | 9:05 | 9:12 | 9:30 | 9:32 | — | — | 10:10* | 10:15 |
| 603 | 10:30 | 10:37 | 10:55 | 10:57 | — | — | 11:35* | 11:40 |
| 603 | 11:55 | 12:02 | 12:20 | 12:22 | — | — | 1:05* | 1:10 |
| 605 | 1:25 | — | 1:50 | 1:52 | 2:20* | 2:27* | 2:35* | 2:45 |
| 605 | 3:10 | — | 3:35 | 3:37 | 4:05* | 4:12* | 4:20* | 4:30 |
| 605 | 4:30 | — | 4:55 | 4:57 | 5:30* | 5:40* | 5:50* | 6:00 |
| 605 | 5:30 | — | 5:55 | 5:57 | 6:25* | 6:35* | 6:45* | 6:55 |
| 605 | 5:50 | — | 6:15 | 6:17 | 6:45* | 6:55* | 7:05* | 7:15 |
| 605 | 6:10 | — | 6:35 | 6:37 | 7:00* | 7:07* | 7:15* | 7:25 |
| 605 | 6:40 | 6:47 | 7:05 | 7:07 | 7:30* | 7:37* | 7:45* | 7:55 |
| 605 | 7:10 | 7:17 | 7:35 | 7:37 | 8:00* | 8:07* | 8:15* | 8:25 |
| 605 | 8:00 | — | 8:25 | 8:27 | 8:50* | 8:57* | 9:05* | 9:15 |
| 605 | 8:50 | — | 9:10 | 9:12 | 9:35* | 9:42* | 9:50* | 10:00 |

▶ * These are estimated times. Arrival times may vary slightly depending on traffic conditions. Buses will proceed on arrival to the next timepoint. This may be before the time shown on our schedule.

▶ + This trip serves Woodland Square.

T Transfer Station

See Express maps on page 98 & 99

Weekends

Between Olympia/Lacey and Tacoma Mall

| | | | | | | | |
|---------------|---|----------|---|----------|----------|----------|---|
| Route Number: | T LEAVES Olympia Transit Center / Bay M | | T Lacey Transit Center / Bay L | | | | T Tacoma Mall Transit Center |
| | 1 | 2 | 3 | 4 | 5 | 6 | 7 |

| | | | | | | | |
|------------|--------------|--------------|--------------|--------------|---------------|---------------|--------------|
| 620 | 9:00 | 9:05 | 9:15 | 9:20 | 9:45* | 9:48* | 10:03 |
| 620 | 10:00 | 10:05 | 10:15 | 10:20 | 10:45* | 10:48* | 11:03 |
| 620 | 11:30 | 11:35 | 11:45 | 11:50 | 12:15* | 12:18* | 12:33 |
| 620 | 12:30 | 12:35 | 12:45 | 12:50 | 1:15* | 1:18* | 1:33 |
| 620 | 2:00 | 2:05 | 2:15 | 2:20 | 2:45* | 2:48* | 3:03 |
| 620 | 3:00 | 3:05 | 3:15 | 3:20 | 3:45* | 3:48* | 4:03 |
| 620 | 4:30 | 4:35 | 4:45 | 4:50 | 5:15* | 5:18* | 5:33 |
| 620 | 5:30 | 5:35 | 5:45 | 5:50 | 6:15* | 6:18* | 6:33 |
| 620 | 7:00 | 7:05 | 7:15 | 7:20 | 7:45* | 7:48* | 8:00 |

▶ * These are estimated timepoints. Arrival times may vary slightly depending on traffic conditions. Upon arrival, buses will proceed immediately to the next timepoint. This may be before the time shown on our schedule.

T Transfer Station

See Express maps on page 98 & 99

T
LEAVES
Tacoma Mall
Transit Center

7

SR 512
Park & Ride

6

Lakewood
Station

5

Martin Way
Park & Ride

4

T
Lacey Transit
Center / Bay L

3

Capitol
& 11th

2









T
ARRIVES
Olympia Transit
Center

1

| | | | | | | |
|--------------|--------------|--------------|--------------|--------------|---------------|--------------|
| 10:08 | 10:23 | 10:25 | 10:50* | 10:57* | 11:08* | 11:15 |
| 11:08 | 11:23 | 11:25 | 11:50* | 11:57* | 12:08* | 12:15 |
| 12:38 | 12:53 | 12:55 | 1:20* | 1:27* | 1:38* | 1:45 |
| 1:38 | 1:53 | 1:55 | 2:20* | 2:27* | 2:38* | 2:45 |
| 3:08 | 3:23 | 3:25 | 3:50* | 3:57* | 4:08* | 4:15 |
| 4:08 | 4:23 | 4:25 | 4:50* | 4:57* | 5:08* | 5:15 |
| 5:38 | 5:53 | 5:55 | 6:20* | 6:27* | 6:38* | 6:45 |
| 6:38 | 6:53 | 6:55 | 7:20* | 7:27* | 7:38* | 7:45 |
| 8:03 | 8:15 | 8:17 | 8:38* | 8:45* | 8:54* | 9:00 |

▶ * These are estimated timepoints. Arrival times may vary slightly depending on traffic conditions. Upon arrival, buses will proceed immediately to the next timepoint. This may be before the time shown on our schedule.

T Transfer Station

| WEEKDAYS | |
|-------------------|---|
| Route 603 |  |
| Route 605 |  |
| Route 612 |  |
| WEEKENDS | |
| Route 620 |  |
| Bus Stops |  |
| Point of Interest |  |
| Timepoint |  |
| Transfer Station |  |

